




LESSON: NATURAL RESOURCES AND POLLUTION

WORKSHEET -1







RESOURCE PERSON: RASHMI K.

NAME: _____ CLASS: III SEC: _____ DATE: _____


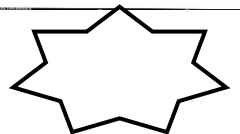
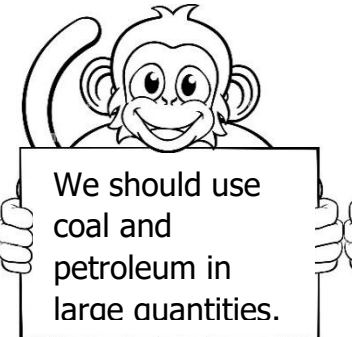
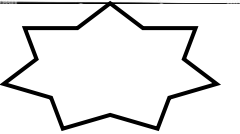

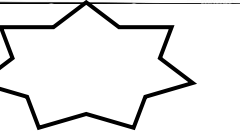


I. In this lesson we learnt that all the things which we need to survive come from natural resources. Can you name any four natural resources?






















II. Identify the pictures given below and state the natural resources used to get them.

	_____		_____
	_____		_____
	_____		_____

III. State whether the following statements are true or false.

 <p>Plants reduce noise pollution.</p> 	 <p>We should use coal and petroleum in large quantities.</p> 	 <p>Natural resources are responsible for pollution.</p> 	 <p>Burning of coal and petroleum in factories causes noise pollution.</p> 
----------------------------------------------------------------------------------------------------------------------------------------------------------------------------------------------------------	----------------------------------------------------------------------------------------------------------------------------------------------------------------------------------------------------------------------------------	-------------------------------------------------------------------------------------------------------------------------------------------------------------------------------------------------------------------------------	---------------------------------------------------------------------------------------------------------------------------------------------------------------------------------------------------------------------------------------------------

IV. To support Swachh Bharat Abhiyan, Mukunth and his friends decided to clean their neighbourhood. While cleaning, they found various types of waste lying in their neighbourhood. He represented the same in the pictograph. Read the following pictograph and answer the questions that follow. (Integrating with Mathematics)

Type of Waste	Key  = 3
Wrappers	   
Plastic bottles	      
Cans	   
E-waste	  

- Which type of waste did the children find the most? _____
- Plastic found in the neighbourhood can be recycled. _____ (True/False)
- Which type of waste is less in number? _____.
- What do you understand by E-waste? _____
- Write any two ways by which you can reduce the type of wastes shown in the pictograph.

Ans: _____
